

IQAC, BISHOP MOORE COLLEGE

FEEDBACK ANALYSIS REPORT 2023-24

Feedback from Students

Methodology Adopted in Collection:

Mode of Feedback Collection	: Online Mode using Google Form
Target Group	: Outgoing UG and PG Students
Start Date of Collection	: 30 April 2024
Feedback analysis date	: 28 June 2024
No. of Responses Received	: 125

Nature of Questionnaire:

The sample questionnaire is attached as Annexure I. The students were asked to mark their opinion on a 4-point scale. Feedback was collected on Curriculum, Infrastructure, Individual teachers and Effectiveness of Online Teaching. Suggestions on curriculum was asked for. Any other general suggestions were also sought.

Methodology Used in Analysis:

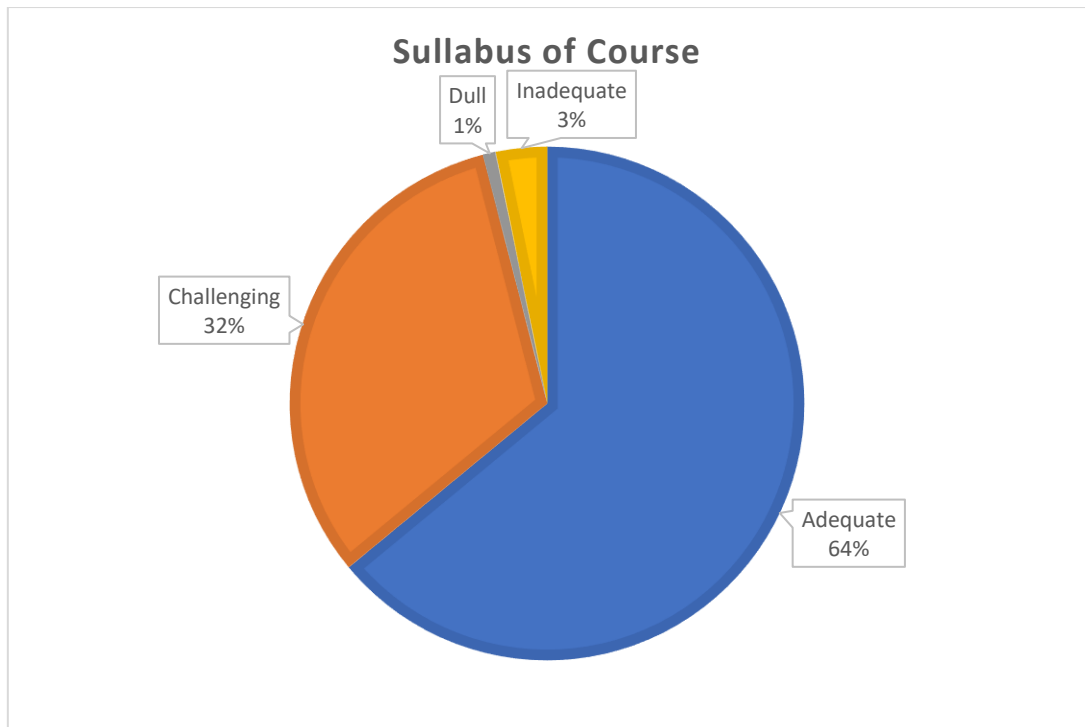
Likert scoring methodology was adopted. For each question on the questionnaire, the total number of responses for each sentiment level was found and respective weighted score was calculated. The totals received were divided by the total number of respondents:

Observations and Analysis:

I. TEACHING LEARNING AND EXTENSION

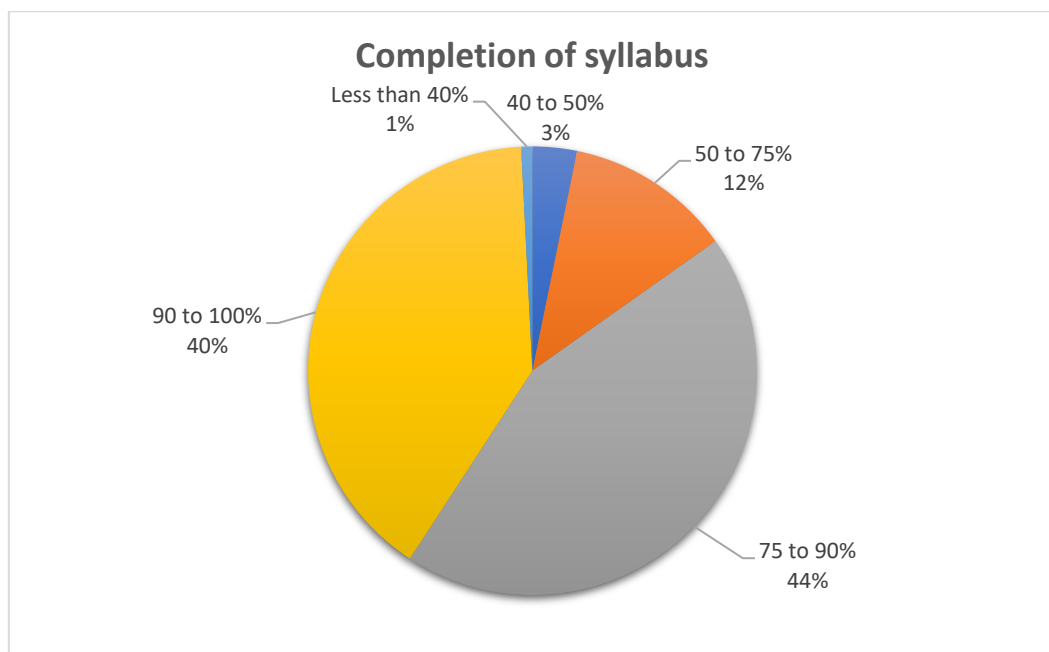
1. The Adequateness of the curriculum:

The students were asked to mark their opinion regarding whether the curriculum was challenging, adequate, dull, inadequate, or irrelevant. 32% of the students mentioned that the syllabus was challenging and 64% of the students mentioned that the syllabus was adequate. All together 96% of students had the opinion that the curriculum is adequate or more than that. None of the students finds it to be irrelevant.



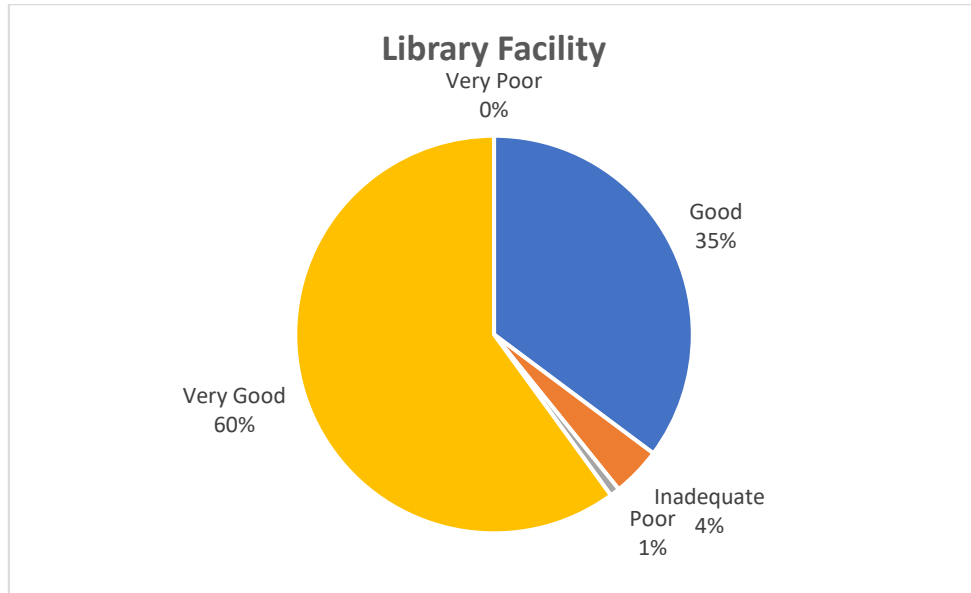
2. Completion of syllabus

The analysis of the responses regarding extent of completion of syllabus showed that 40% of the students commented that 90-100% of syllabus was completed and 44% of students mentioned that above 75% of syllabus was completed during their course of study. Only 4% of students marked that less than 50% of portions were completed.



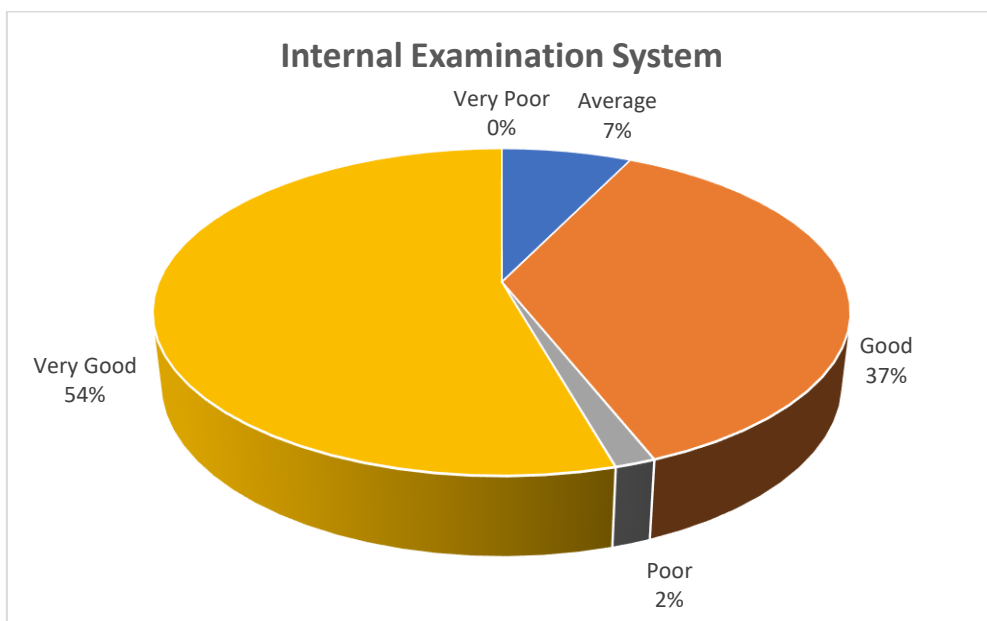
3. Library Facility

The students were asked to rate the adequateness of the library facility in the College. 60% of the students marked that the library of the college is Very Good. 35% of the students marked that the system is Good. 5% of the students mentioned that the system is poor/inadequate.



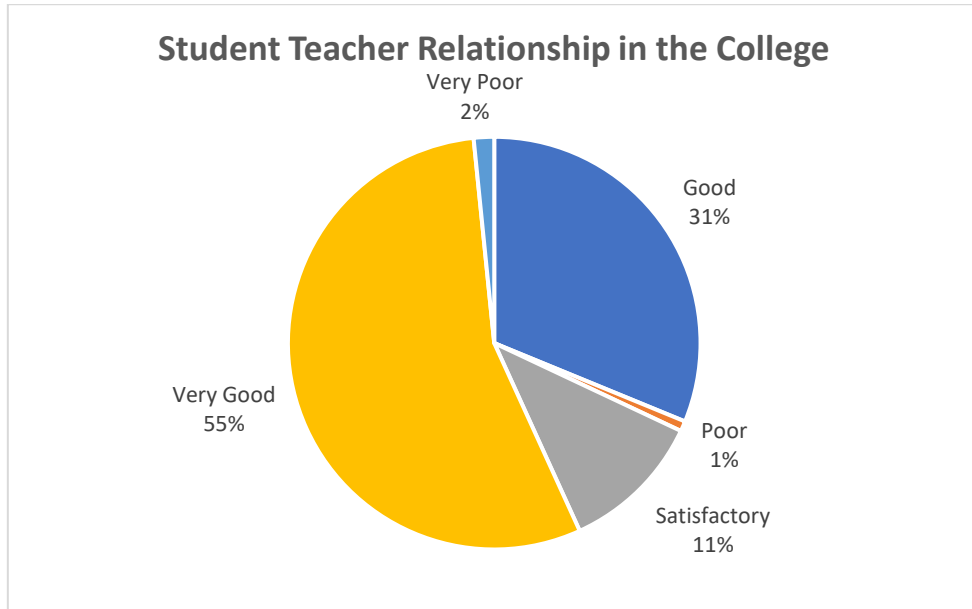
4. Internal Examination System

The students were asked to rate the effectiveness of Internal Examination System in the College. 54% of the students marked that the internal examination system of the college is Very Good. 37% of the students marked that the system is Good. 2% of the students mentioned that the system is poor. None of them considers it to be very poor.



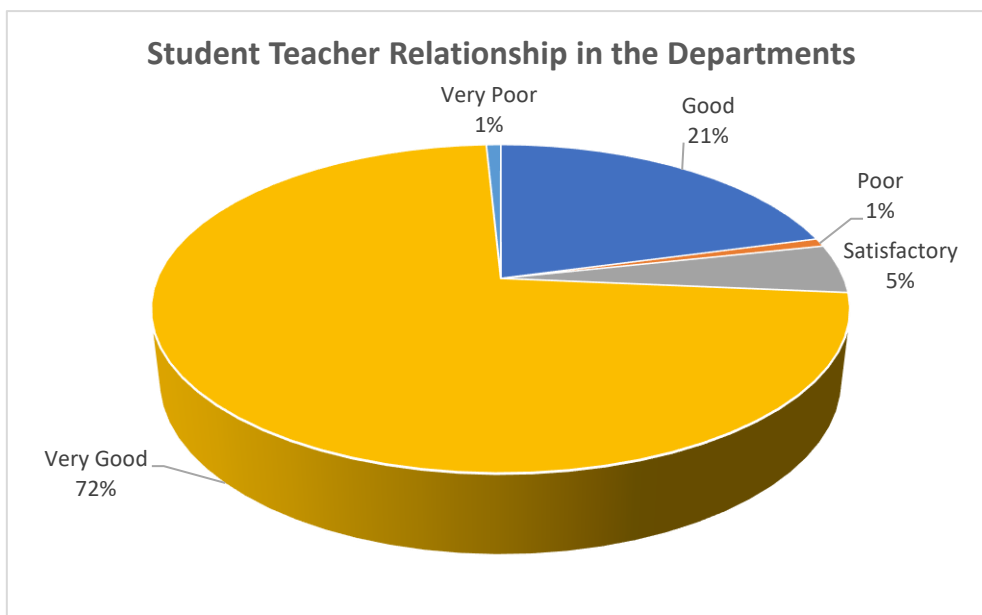
5. Student Teacher Relationship in the whole College

55% of the students mentioned that the student-teacher relationship in the college was very good and 31% marked it good. 3% of the students rated the student-teacher relationship in the college to be poor or very poor. 11% considers it to be satisfactory.



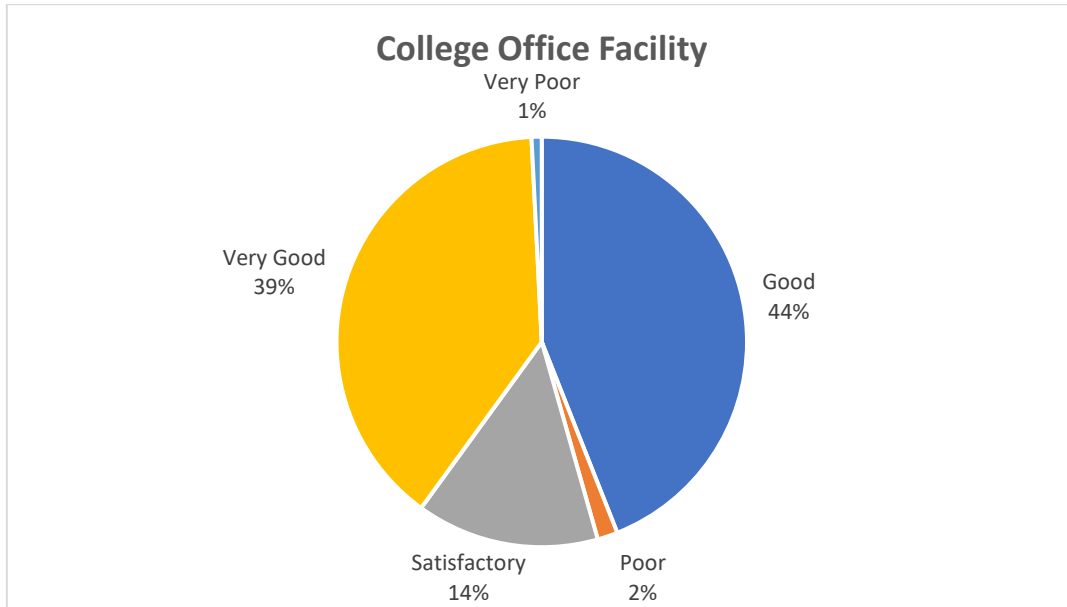
6. Student Teacher Relationship in the Department

On assessing the student teacher relation in the departments, 72% of the students mentioned that the student-teacher relationship in the Department was very good and 21% marked it good. 2% of the students rated the student-teacher relationship in the Department to be poor or very poor. 5% considers it to be satisfactory.



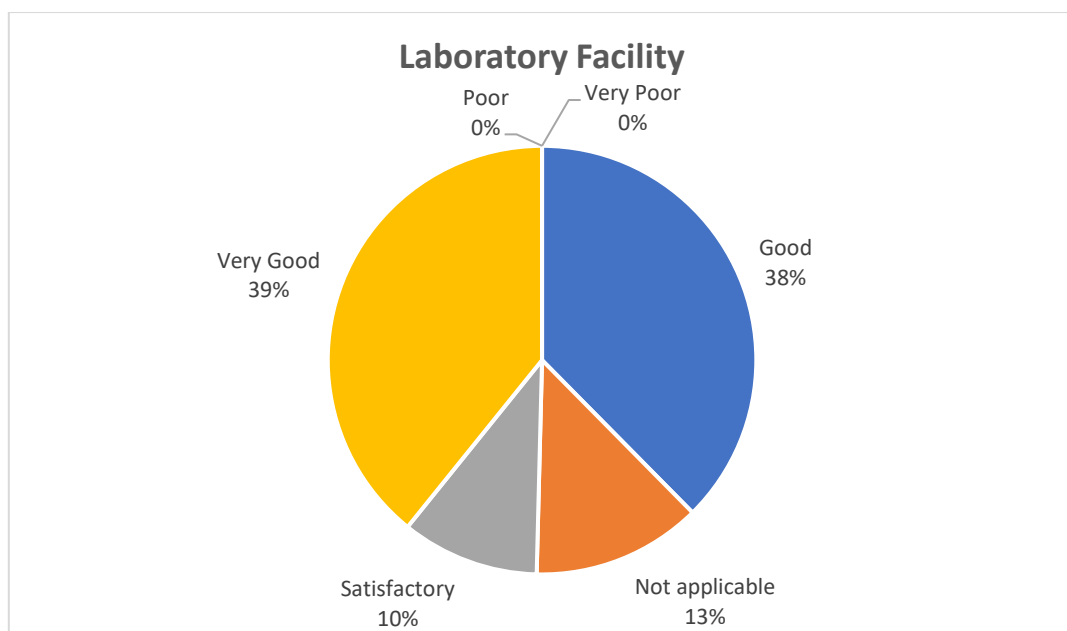
7. College Office Facility

The students were asked to rate the adequateness of the office of the College. 83% of the students marked that the functioning of the college office is good. 14% of the students marked that the system is satisfactory. 3% of the students mentioned that the system is poor/inadequate.



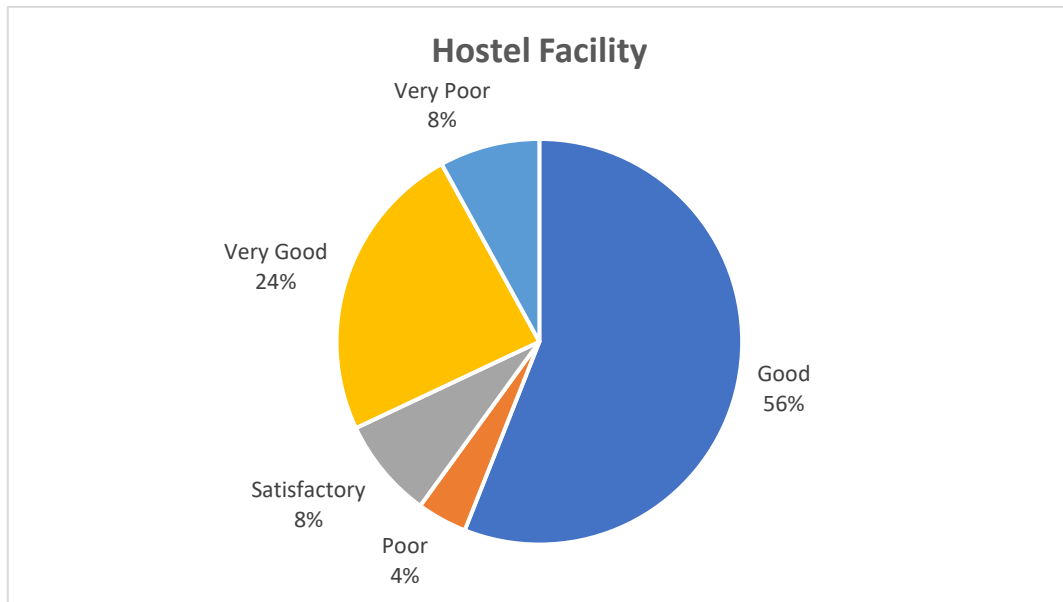
8. Laboratory Facilities

77% of the students who responded have excellent opinion regarding the laboratory facilities of the college. 39% consider it to be very good and 38% consider it as good. None of the respondents consider the laboratory facilities to be poor. Only 10% considers it to be satisfactory, which shows that majority of the students are satisfied with the lab facilities of the college.



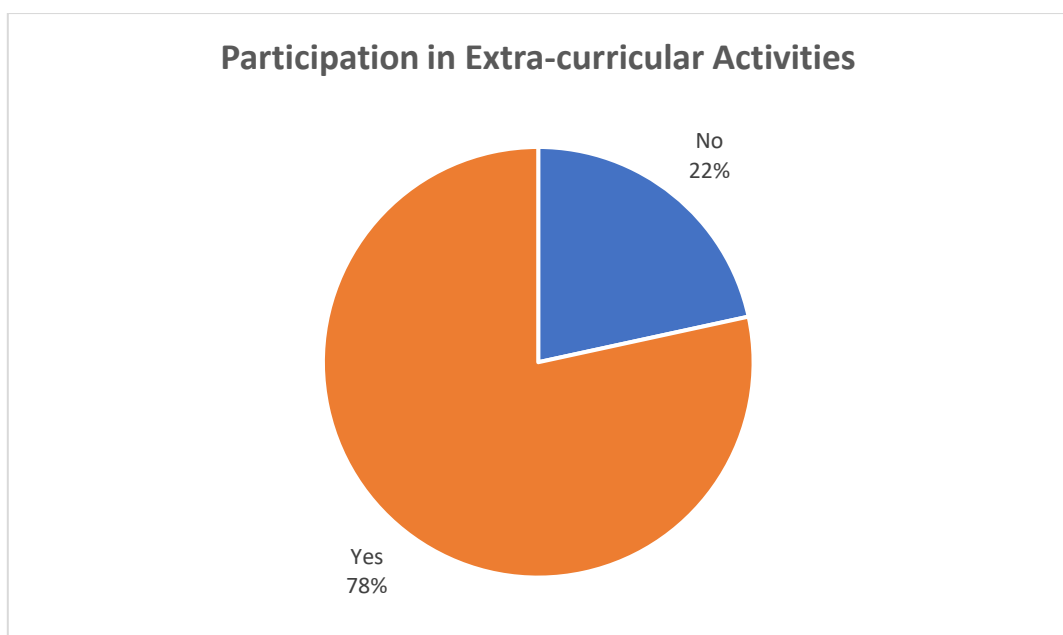
9. Hostel Facility

80% of the students who responded have excellent opinion regarding the hostel facility of the college. 24% consider it to be very good and 56% consider it as good. 8% considers it to be satisfactory. However, 12% of the students have responded poor showing that the facility requires improvement.



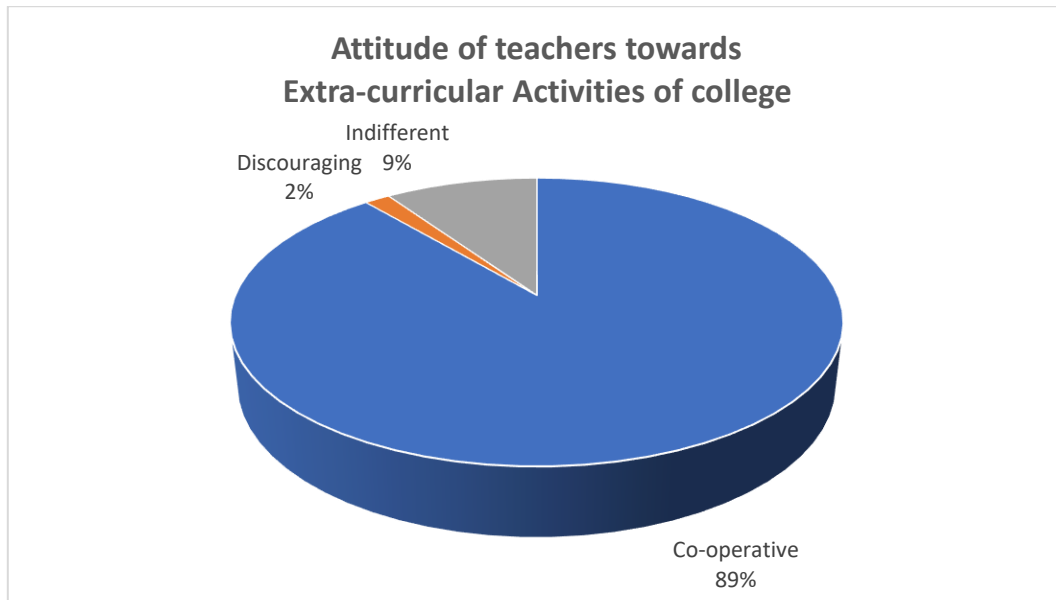
10. Extra-curricular Activities

The participation of the students in the extra-curricular aspects of the college was analysed. 78% of the respondents were of the opinion that they participate in the extra-curricular activities of the college; and 22% are not interested in such activities. This shows that majority of the students involve themselves in the extra-curricular activities of college.



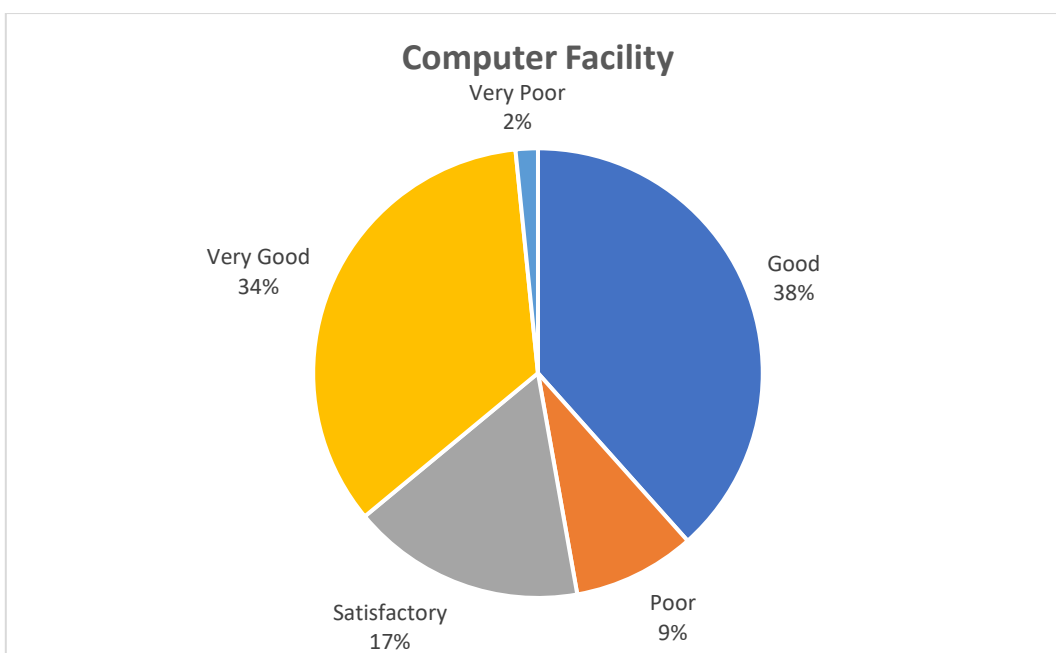
11. Attitude of teachers towards Extra-curricular Activities of college

Regarding the attitude of teachers towards extra-curricular activities of the college, 89% of the students are of the opinion that teachers are co-operative towards these activities. 9% of the students responded that teachers are indifferent and 4% are of the opinion that teachers discourage them from attending it.



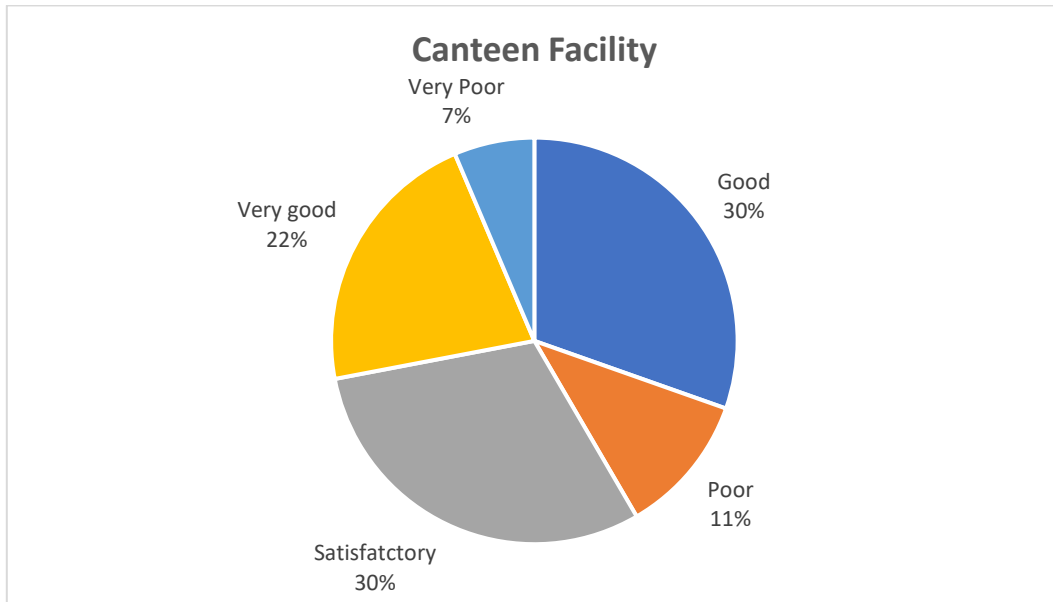
12. Computer Facility

72% of the students who responded have excellent opinion regarding the computer facility of the college. 34% consider it to be very good and 38% consider it as good. 11% of the respondents consider the computer facility to be poor/very poor. 17% considers it to be satisfactory, which shows that improvements need to be made for the computer facility of the college.



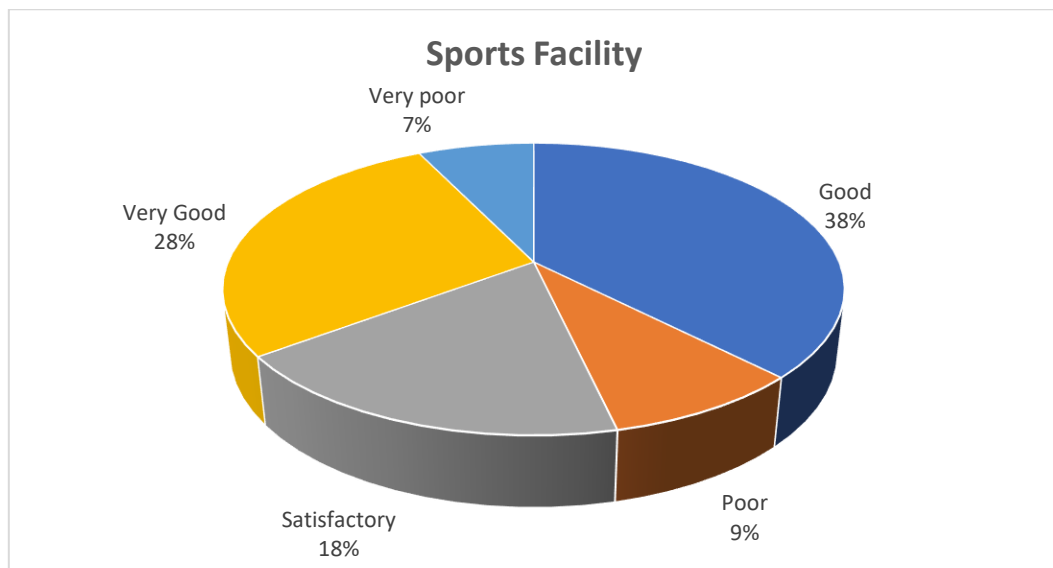
13. Canteen Facility

52% of the students who responded have good opinion regarding the canteen facility of the college; of which 22% consider it to be very good. 18% of the respondents consider the canteen facility to be poor/very poor. 30% considers it to be satisfactory, which shows that significant improvements need to be made for the canteen facility of the college.



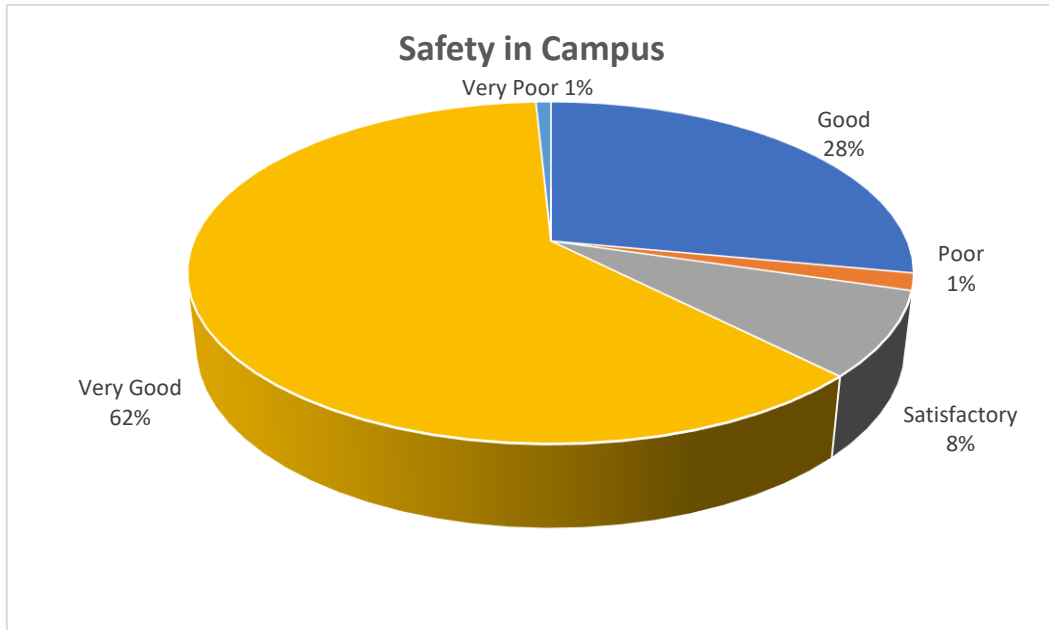
14. Sports Facility

On assessing the adequateness of the sports facilities of the college, 66% of the students who responded have good opinion regarding the same; of which 28% consider it to be very good. 16% of the respondents consider the sports facilities to be poor/very poor. 18% considers it to be satisfactory, which shows that improvements need to be made for the development of the sports facility of the college.



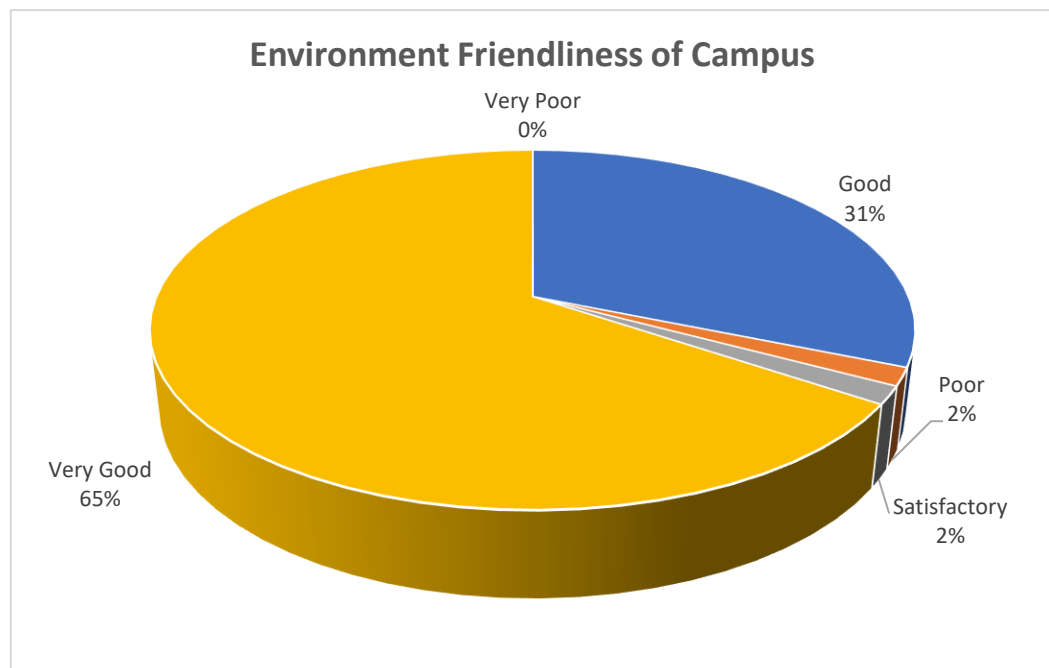
15. Safety in Campus

The feedback of the students with regard to their safety in the campus was appraised. 98% of the students views the campus as a safe place for them and 90% of the have good opinion regarding the same. 2% of the respondents have poor opinion about their safety in the campus.



16. Environment Friendliness of Campus

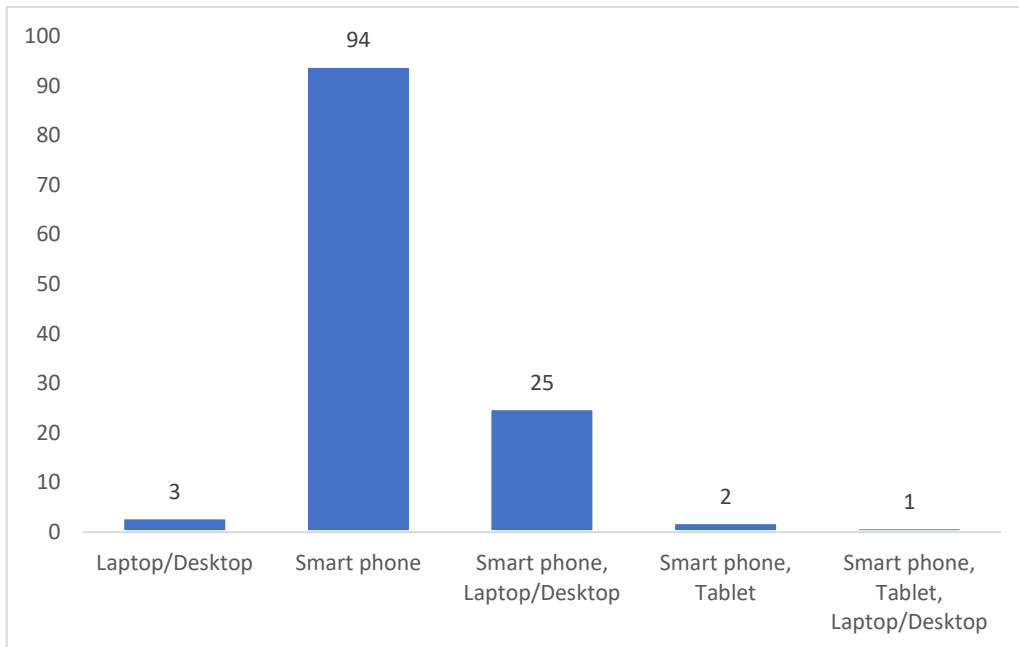
The college engages in many environment related activities and 96% of the students who responded have good opinion with reference to the environment friendliness of the college; of which 65% of the students have excellent opinion. Only 2% of the students have poor opinion about the same.



II. ONLINE TEACHING LEARNING

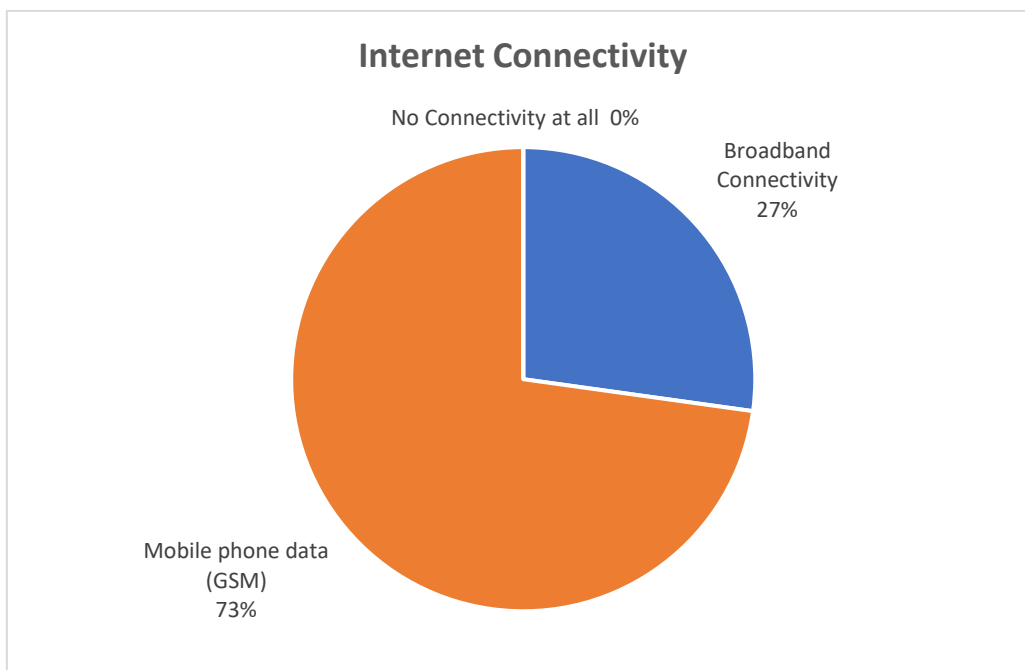
1. Learning Gadgets used for online classes

97% of the students use smart phones for attending online classes. 3% of the students rely on laptops or desktops for their online classes.



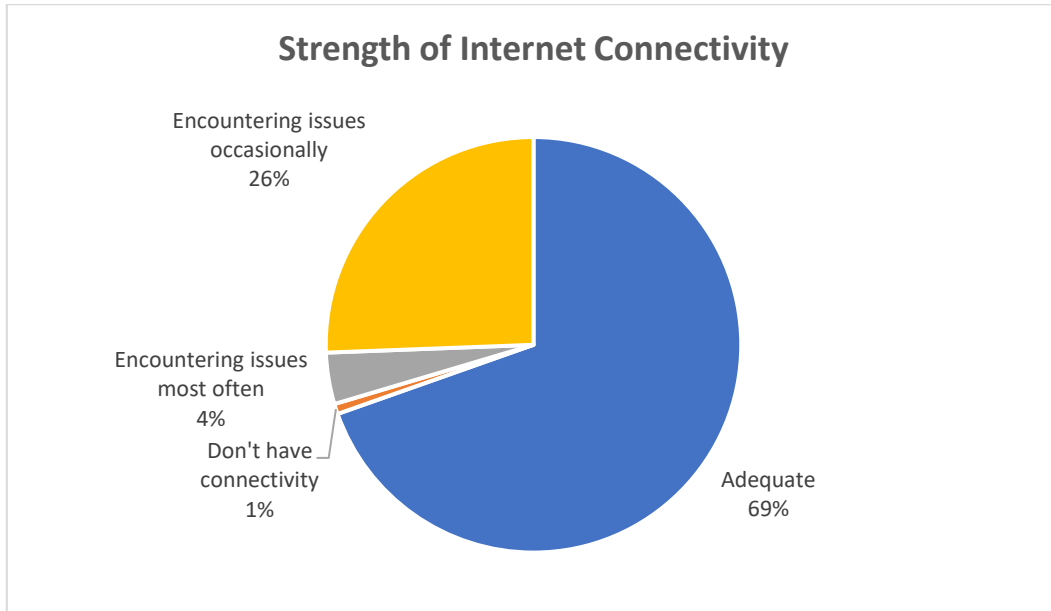
2. Internet Connectivity

Students were asked about their internet connectivity for attending online classes. 73% of the students use mobile data and 27% use broadband connectivity. None of the students have connectivity issues.



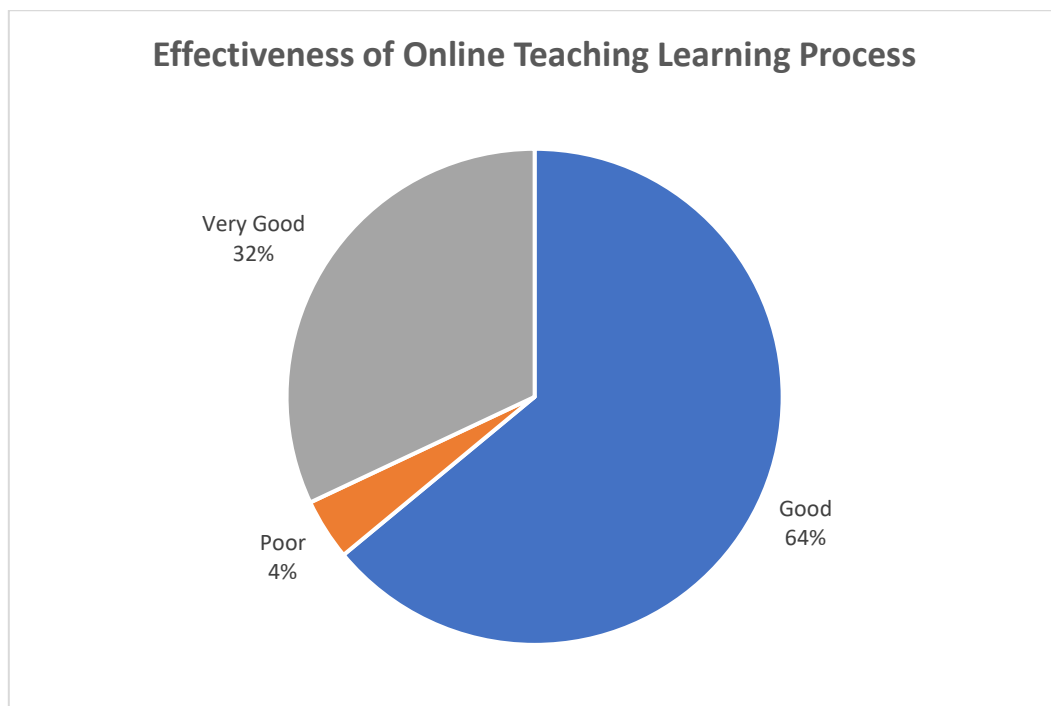
3. Strength of Internet Connectivity

95% of students are of the opinion that they have adequate internet connectivity and face issues only occasionally during their online classes. However, 4% of the students face issues quite often and 1% do not have connectivity.



4. Effectiveness of Online Teaching Learning Process

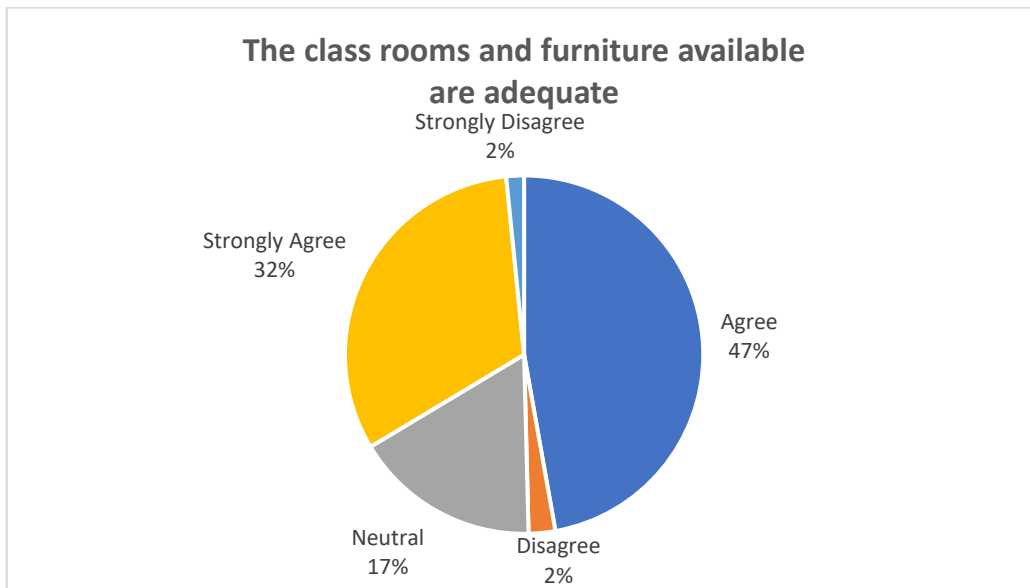
95% of students consider the online teaching learning process to be effective. However, 4% find it to be poor.



III. INFRASTRUCTURE

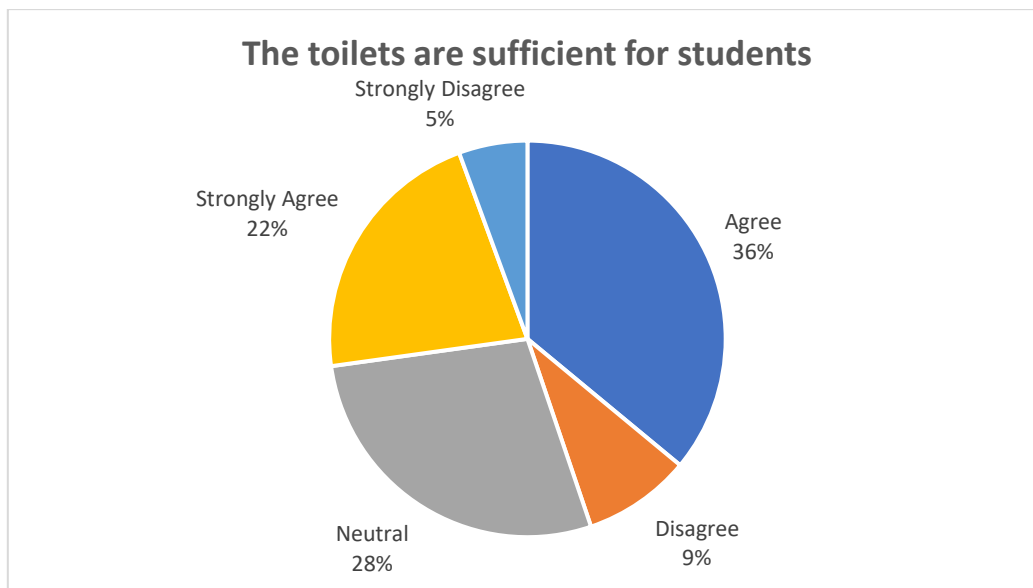
1. The class rooms and furniture available are adequate

The adequacy of the classrooms and furniture of the college were sought. 32% of the students strongly agree and 47% agree that they have adequate classrooms and furniture. 17% of the students have expressed a neutral opinion towards the statement, while only 11% of the students have expressed a disagreement with regard to adequacy.



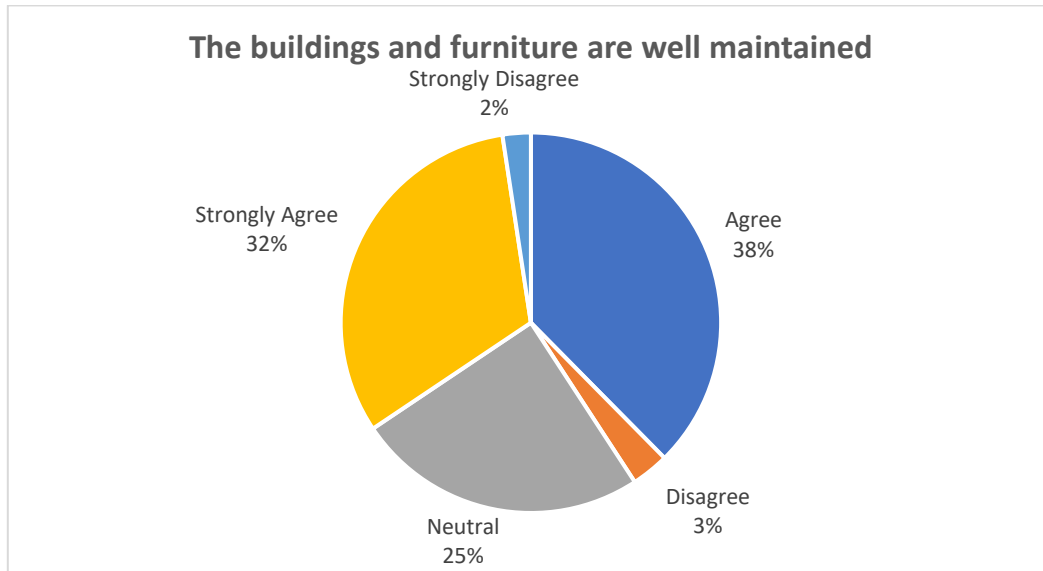
2. The toilets are sufficient for students

The sufficiency of the toilets for the students were analysed. 58% of the students have agreed that they have sufficient toilet facility in the college, of which 22% of the students strongly agree and 36% of the students agree to the statement. 28% of the students have opted a neutral stand point regarding the toilet facility of the college. Only 14% of the students have an opinion that toilets are insufficient.



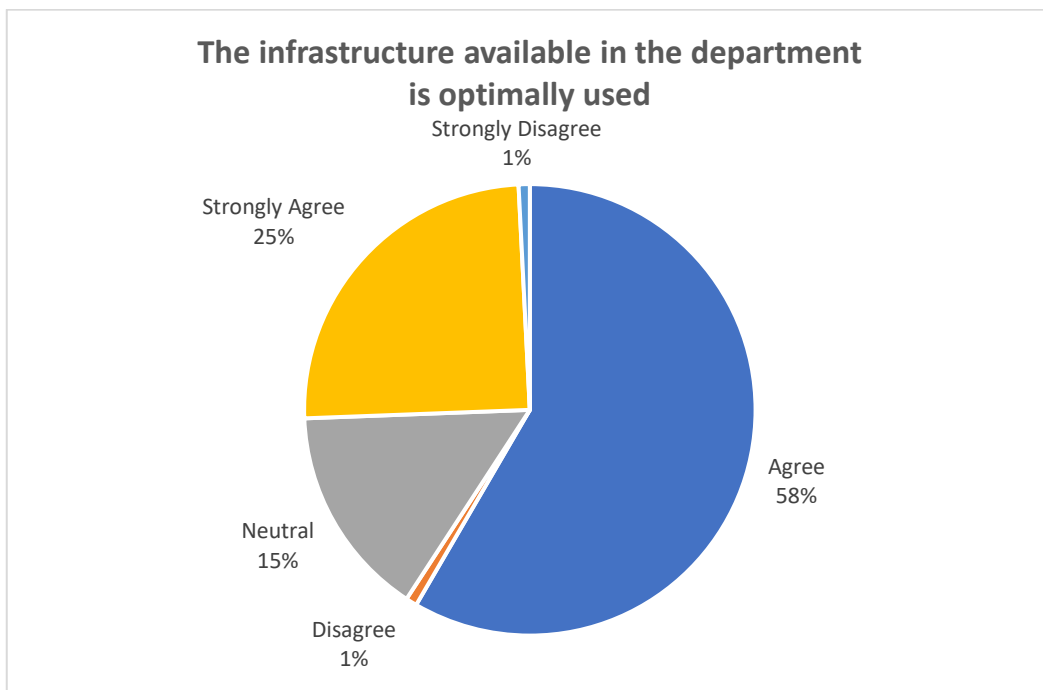
3. The Buildings and Furniture are well maintained

The feedback with regard to maintenance of the building and furniture of the college were analysed. 70% of the students agree that the buildings and furniture are maintained well in the college. 25% of the have opted a neutral opinion regarding the same. However, only 5% of the students have a dissatisfied opinion about it.



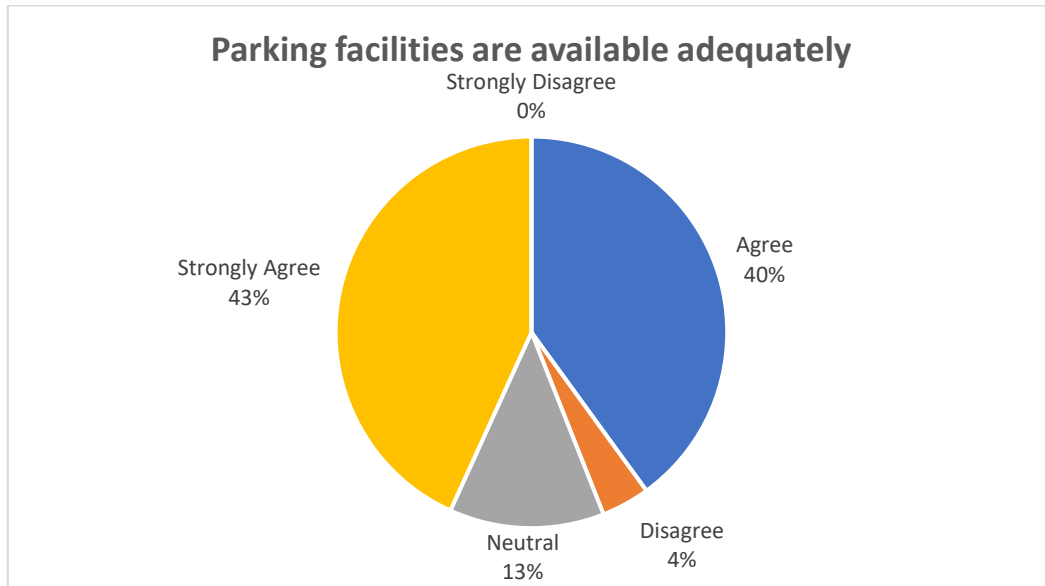
4. The infrastructure available in the Department is optimally used

With regard to the optimal utilisation of the infrastructure available in the department, 83% of the respondents are of the opinion that it is optimally utilised. Only 2% of the respondents have a negative opinion regarding the same.



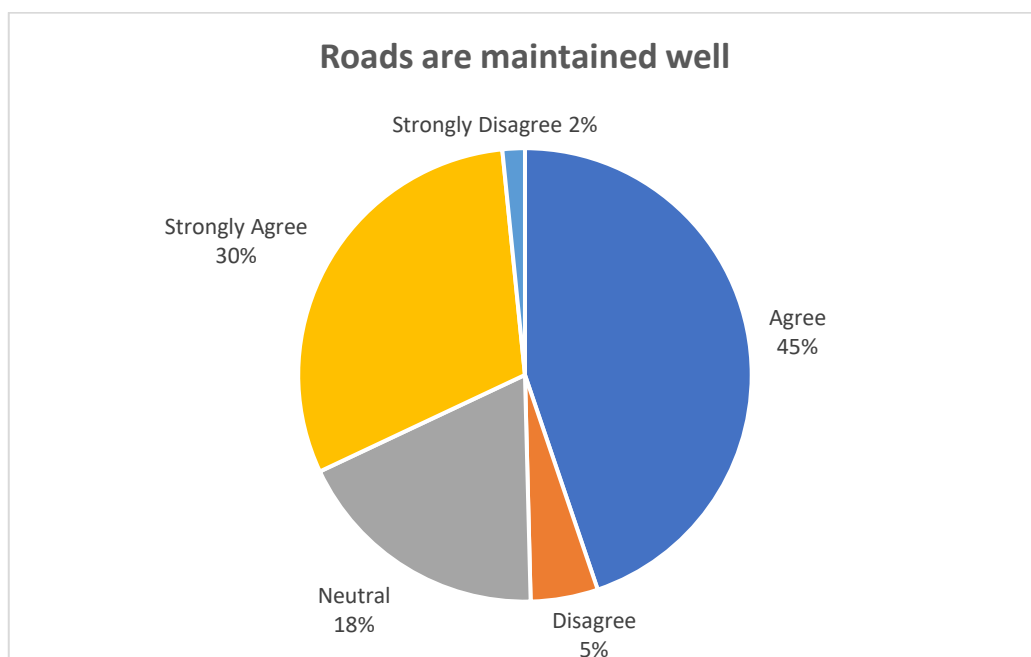
5. Parking Facilities are available adequately

83% of the students are satisfied with the adequacy of the parking facility provided by the college, of which 43% of the students have strongly agreed and 40% of the students have agreed about the adequacy. Of the total students who responded, only 4% are dissatisfied about the adequacy of the parking facility.



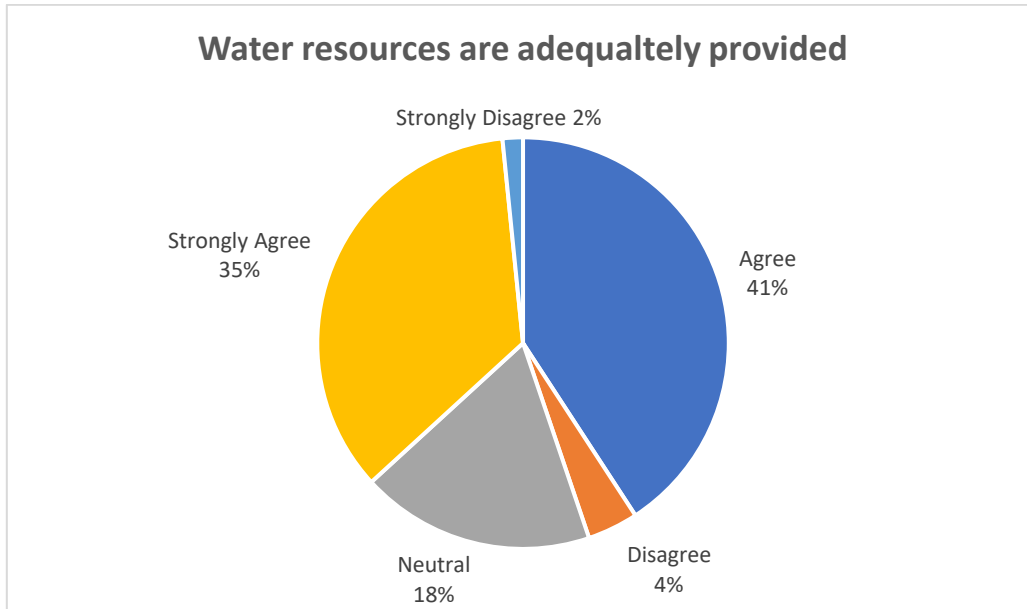
6. Roads are maintained well

Majority of the students who responded (75%) are satisfied with the maintenance of the roads and pathways of the college. 18% have neutral standpoint regarding it. 7% of the respondents are not much satisfied with the road maintenance of the college.



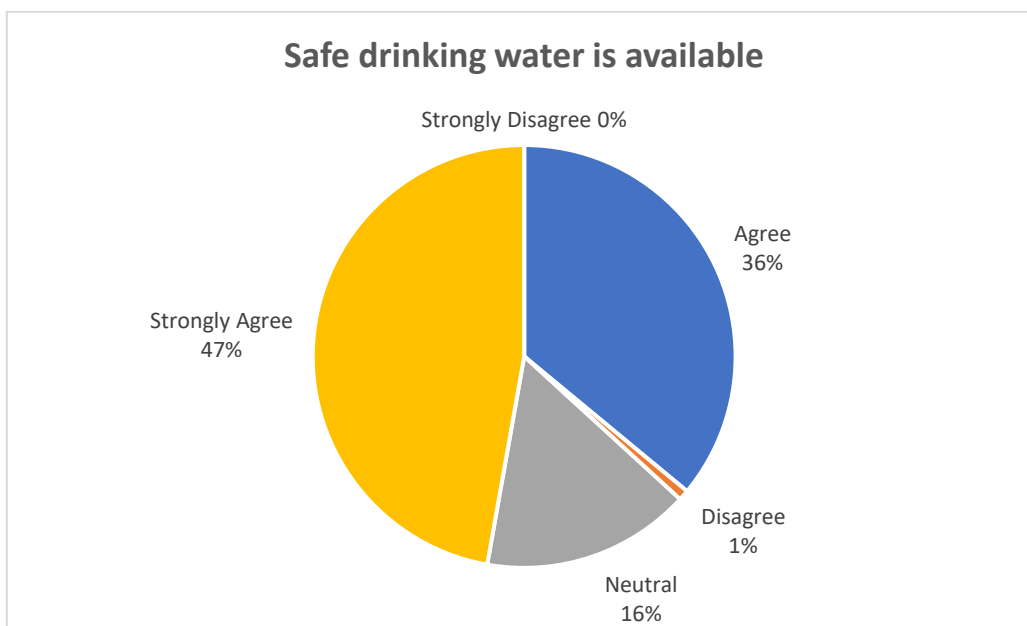
7. Water Resources are Adequately provided

35% of the students strongly agree and 41% of the students agree that water resources are adequately provided. This shows that majority of the students are satisfied with the water availability on the college. 7% of the students are dissatisfied regarding the same.



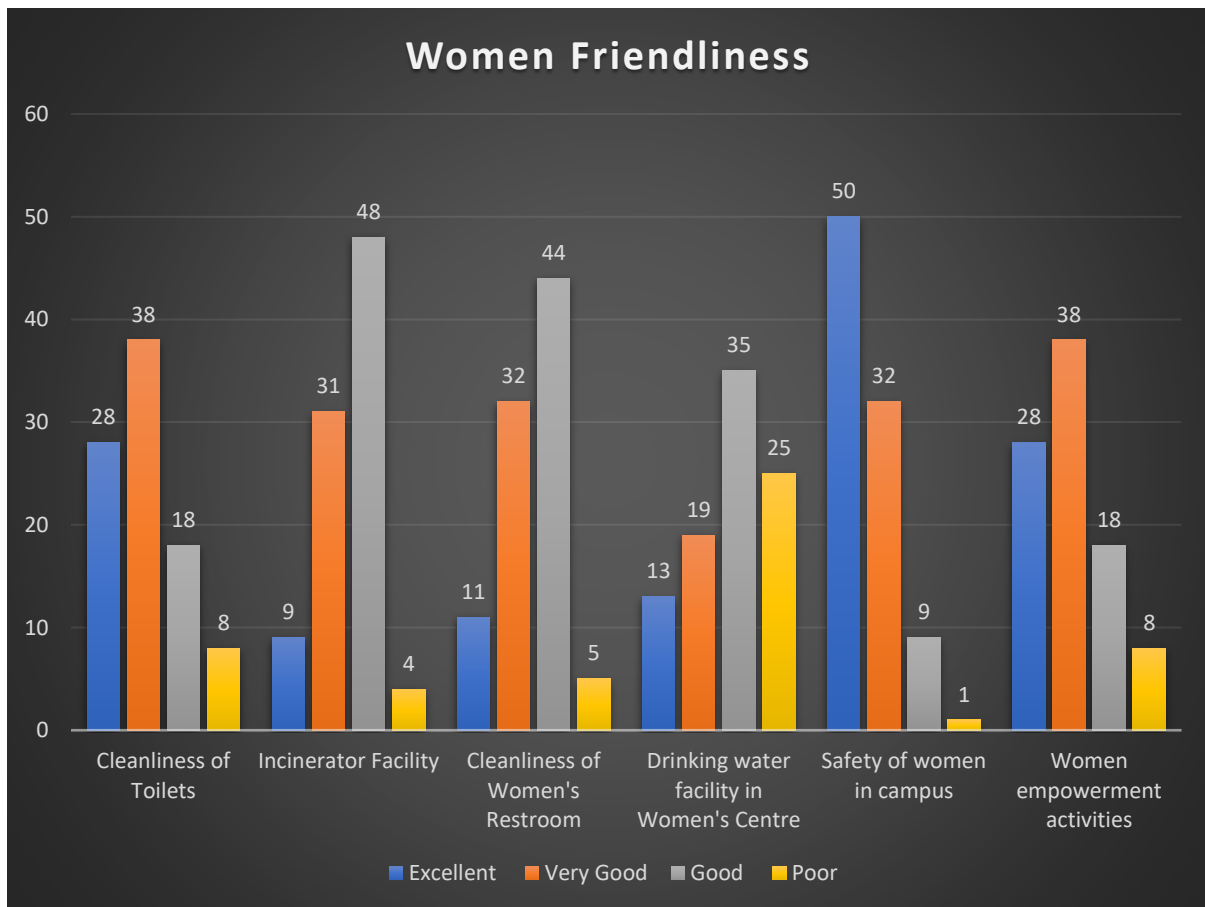
8. Safe Drinking Water is Available

83% of the students who responded are satisfied with the availability of safe drinking water in the college. Of this 47% of the students have strongly agreed that safe drinking water is available and 36% has agreed to the same. Only 1% of the students disagreed to the statement that safe drinking water is available.



IV. WOMEN FRIENDLINESS

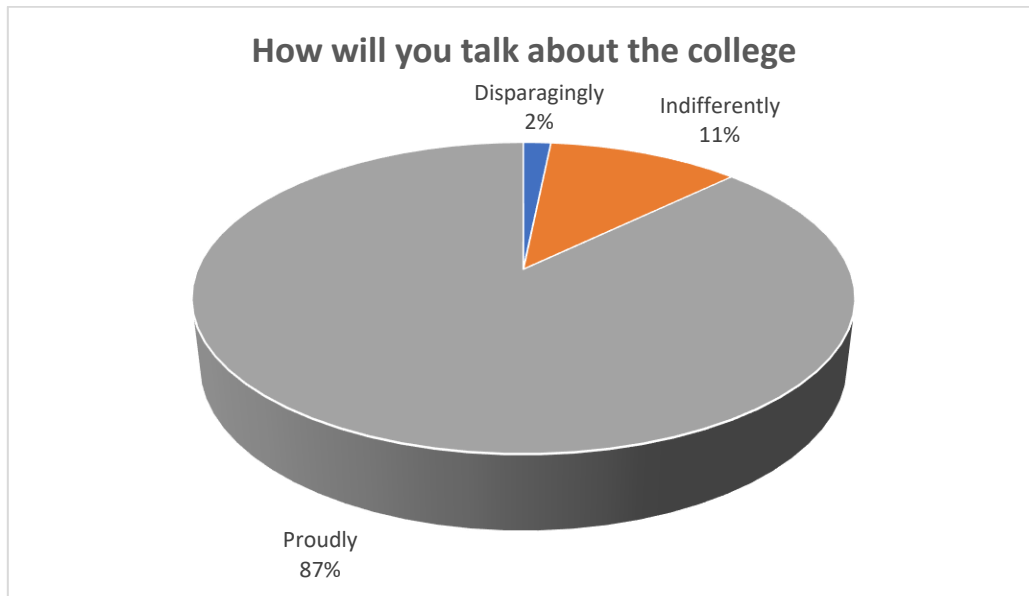
- 1) Cleanliness of Toilets
- 2) Incinerator facilities
- 3) Restroom Cleanliness
- 4) Drinking water facility in women's centre
- 5) Women safety in campus
- 6) Women Empowerment Activities



The women friendliness of the college was assessed. 76% of the women student respondents consider the cleanliness of the women's restroom as good. With regard to the incinerator facility provided, majority of the women respondents have good opinion about it; 4% of them have an opinion that it requires improvement. 91% of the women students who responded are of the opinion that the college conducts women empowerment activities. 73% of the women respondents have good opinion regarding the drinking water facility in the women's centre. 27% of them consider it as poor. 99% of the women student respondents have good opinion regarding their safety in the campus.

V. WHETHER PROUD ABOUT COLLEGE:

On analysing the feedback of the students concerning their pride in Bishop Moore College, 87% of the student respondents are of the opinion that they will speak proudly about the college to others. It shows that majority of the student respondents are happy about the college and they have a positive attitude towards the college.



Important Findings:

1. Feedback on Curriculum: 64% of the students commented that the syllabus is adequate of which 32% marked the syllabus to be challenging.
2. Laboratory Facilities: Majority of the students are satisfied with the laboratory facility of the college.
3. Internal Examination System: 91% students mentioned that the internal examination system is good.
4. The environment friendliness and safety in campus are marked exemplary.
5. The effectiveness of online teaching has been marked excellent/very good by majority of the students.
6. The overall attitude of the students towards the college is positive.
7. Canteen Facilities and sports facilities has been scored as needing improvement by many of the students.
8. Improvements can also be made for computer facilities in the college.